







MILITARY or CAMPAIGN HANDLES, FLUSH FITTINGS FOR FURNITURE & BOXES



INTRODUCTION

HISTORY: The following pages show brass handles and fittings (copied from period originals) for what has come to be known as campaign or military furniture. Their design came about to fulfill a practical need. Chests and other pieces designed for use either in military campaigns, or to withstand the stresses of travel, needed their corners protecting against bruising and damage; and the usual protruding, surface mounted drawer handles and knobs did not work as it proved difficult to crate the pieces for transport by sea, by waggon or even by mule-back. The late 18th century design of these flush fittings to solve this problem bore little resemblance to other handles of the period and were still being used for travelling furniture up until the early 20th century. The “look”, together with restrained straight lines, and the use of mahogany and rose-wood, became a fashionable masculine statement competing well with the decorative abundance of much the Empire and Victorian taste. These pared down designs have also been found to work well in many modern interior settings and would also have a practical advantage in maritime interior design.

ORIGINS: The items that we offer here were first made as copies from originals sent to us by our customers and only rarely would we have seen the complete piece of furniture for which they were intended. Consequently, our knowledge of dating and suitability for purpose is somewhat limited. So, as the majority of the fittings in this supplement are made to order, we strongly recommend that you order an initial sample if you are in doubt as to whether our item will suit your purpose before making a decision about a larger order.

USING THE CATALOGUE: This is just a short supplement of 8 pages - the first 6 show handles of all sizes, and the last two show a variety of corner mounts and some strapping. All items are shown at life size in the printed version. Full measurements are also given for the convenience of those looking at a PDF download. As mentioned above, the majority of the fittings will be made to order but there are 2 of the corner mounts that we do hold in stock and these are shown with their Main Catalogue order code in brackets which you can search for on our website. All handles are sold fully assembled and you can also request suitable screws for fixing if you need them.





2278V

width 36mm (1 7/16")
height 17mm (5/8")
max. depth 2mm (1/8")








6925V

height 21mm (13/16")
max. depth 7mm (1/4")




53mm (2 1/16")

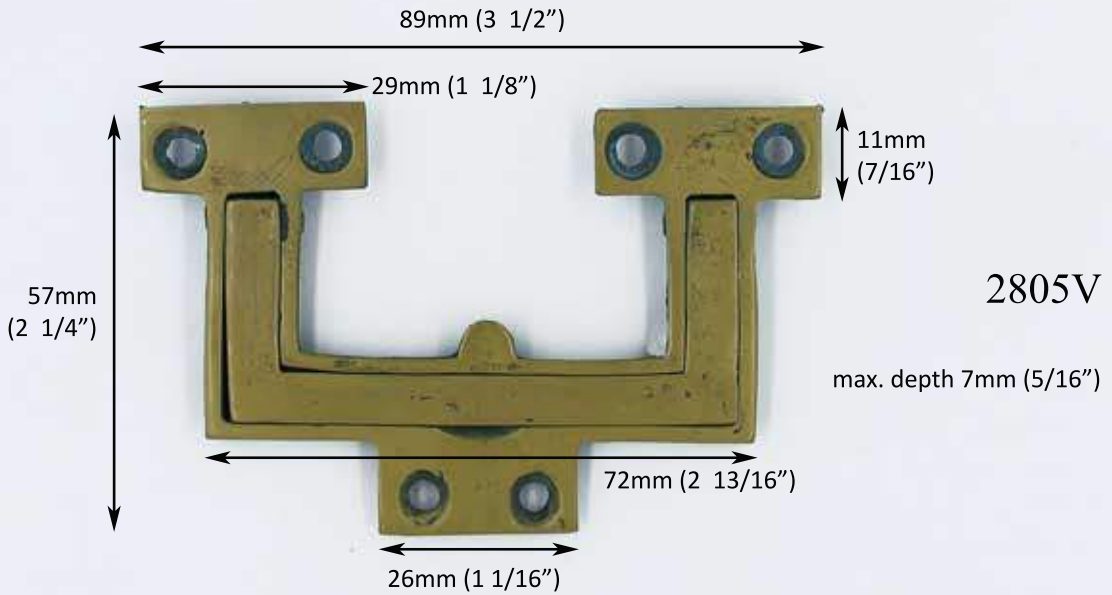






7955V



1351V



2805V



7879V

24mm (15/16") high
x 19mm (3/4") wide



max.
depth
6mm (1/4")

591V

25mm (1") high
x 20mm (13/16") wide



max.
depth
8mm (5/16")

590V


39mm (1 9/16") high
x 29mm (1 1/8") wide



max.
depth
5mm (3/16")


2386V

width is 23mm (7/8")
max. depth 7mm (1/4")



6159V

width is 25mm (1")
max. depth 11mm (7/16")



7767V

33mm
1 (5/16")

25mm
(1")

26mm
(1 1/16")

35mm
(1 3/8")

7435V

24mm
(15/16")

max. depth
9mm (3/8")

24mm (15/16")

31mm
(1 3/16")

40mm
(1 9/16")

2492V

34mm
(2 5/16")

max. depth
12mm (1/2")

30mm (1 3/16")




measures
75mm (2 15/16") square

max. depth
12mm (1/2")

1040V

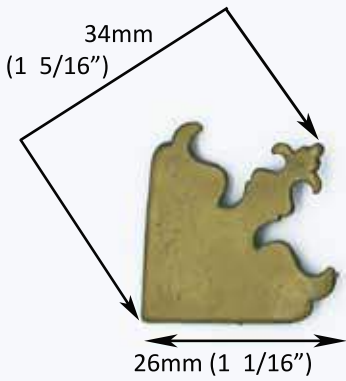

X1088M
(C190)



6573BM

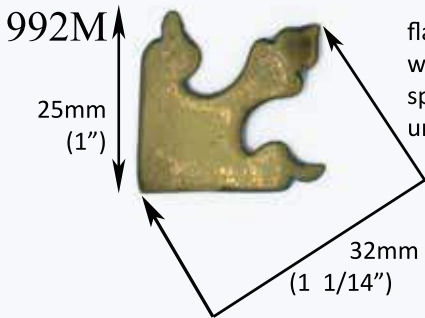


6573AM



1665M

flat plate
with 2 fixing
spikes on the
underside



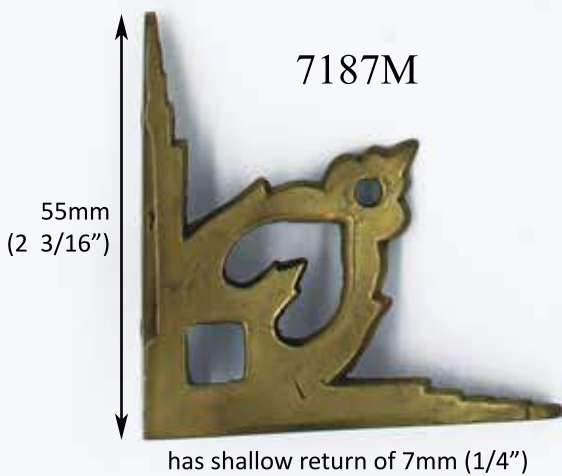
992M

flat plate
with 2 fixing
spikes on the
underside




451M

7187M



3736M



2423DM



58mm (2 1/4")


Each of these parts measures approx. 9mm (5/16") high.

We also have a plain moulding of approx. length 170mm (6 5/8") which matches these two corners and can be used as a joining length/s ref. no. 2423EG

X2423CM (C191)



54mm (2 1/8")




6465M

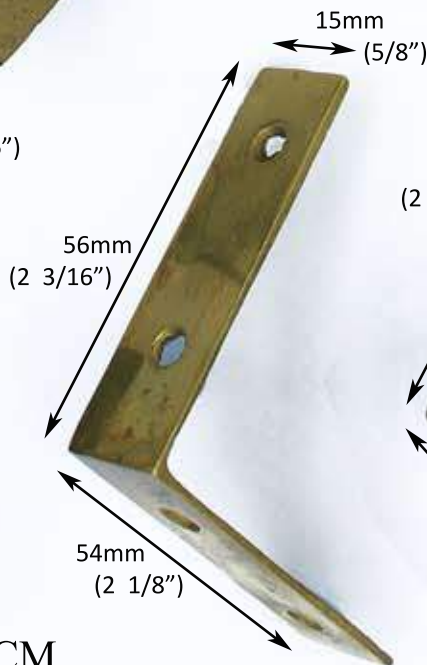


two top straight edges measure 45mm (1 3/4") front edge measures 46mm (1 13/16")


7170M



6573CM



6495M



6513M